

Quarterly Newsletter

January—March 2024

Creedmoor Maha Water Supply Corporation



Tips to Protect Your Pipes from Freezing

Winter is here...



Insulate Exposed Pipes:

- *Identify any exposed pipes in unheated areas such as basements, crawl spaces, or attics.
- *Insulate these pipes using foam pipe insulation sleeves or wrapping them with heating tape.
- *Pay special attention to pipes near exterior walls or windows, as they are more susceptible to freezing.

Seal Drafts and Openings:

- *Inspect your home for any drafts or openings near pipes.
- *Use caulk or insulation to seal gaps around windows, doors, and foundation walls.
- *This helps to keep the cold air out and maintain a warmer temperature around the pipes.

Keep Interior Temperature Consistent:

- *Maintain a consistent temperature inside your home, especially during extreme cold spells.
- *Keep the thermostat set to a temperature that will prevent freezing, even when you're away. A minimum temperature of 55° F is generally recommended.

Allow Warm Air Circulation:

- *Keep interior doors open to allow warm air to circulate throughout your home, including areas with plumbing.
- *Open cabinet doors under sinks to let warm air reach the pipes, particularly in bathrooms and kitchens.

Continue page 3

CMWSC Staff

General Manager:.....Matthew Pickle
Operations Manager.....Scott R.
CSR Manager:.....Kristi Temple
Business Manager:.....Cassie Taylor
Assistant to GM:.....Darla Damron

CMWSC Board of Directors

President:.....Carl Urban
Vice President:.....Yvonne Gil-Vallejo
Secretary/Treasurer:.....Rebecca Richards
Director:.....Bobby Burklund
Director:.....Vacant
Director:.....John Gray
Director:.....Anna Ortiz
Director.....Darrell Walenta
Director:.....Vacant

Contact Information

CMWSC Main Line: 512.243.2113
Emergency After Hours: 512.243.1265
Utility Locate: 811

Report a Leak

Between 8AM-4PM: 512.243.2113
After 4PM & Weekends: 512.243.1265

Company Holiday Schedule

January 1-2: New Years Day
January 15: Martin Luther King
February 19: President's Day
March 29: Good Friday

Board of Director Meetings

January 17
February 21*
March 20

Meetings begin at 6:00 PM

CMWSC Annual Meeting & Election

*February 21 at 6:00 PM

Candidate Applications are Due January 7, 2024

Resolutions for Sustainable Water Usage

As we embark on a new year, it's an ideal time to reflect on our water usage habits and make resolutions for a more sustainable future. Conserving water and adopting responsible practices not only benefit the environment but also help us save money and ensure a reliable water supply for generations to come. Let's explore some resolutions for sustainable water usage that can be incorporated into our daily lives, making a positive impact in the months ahead.

Resolve to be proactive in detecting and repairing leaks in your home. Even a small, dripping faucet or a hidden pipe leak can waste a significant amount of water over time. Regularly check for leaks and address them promptly to conserve this precious resource.

Incorporate efficient watering practices for your garden and lawn. Install a drip irrigation system or adjust your sprinklers to avoid overwatering. Additionally, water outdoor plants during cooler hours to minimize evaporation.

Consider setting up a rain barrel or rainwater harvesting system to collect rainwater for outdoor watering purposes. This eco-friendly approach reduces reliance on treated water and helps conserve this precious resource.

Choose native plants that require less water and are better adapted to the local climate.

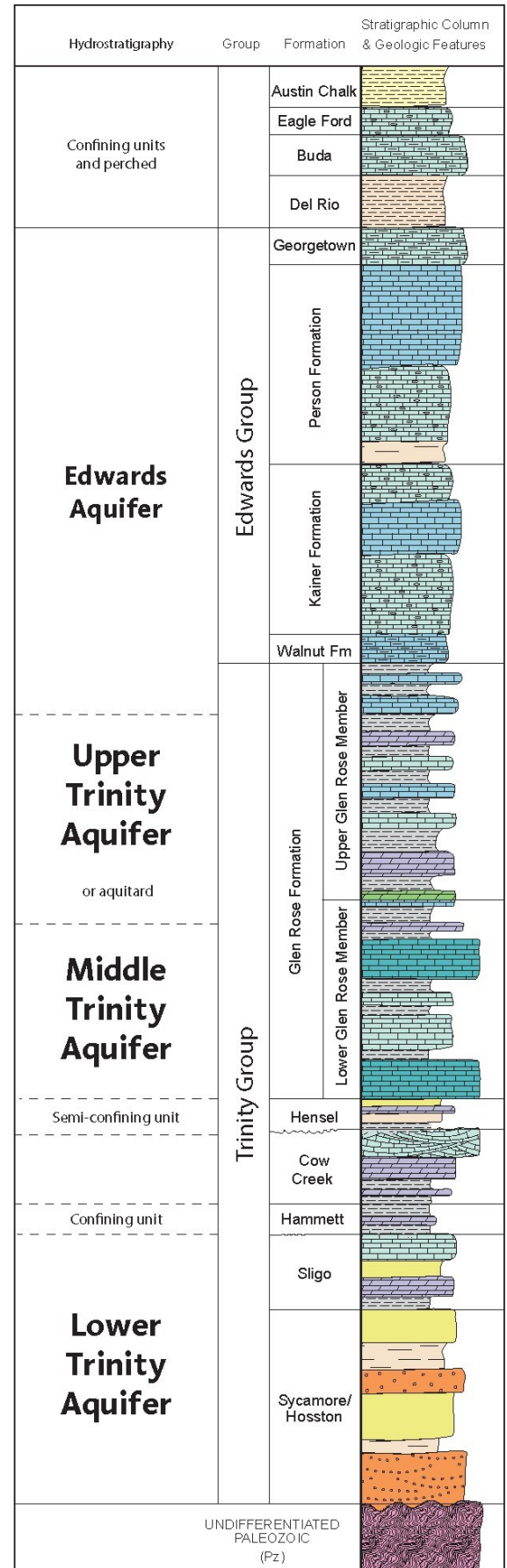
Practice mindful habits like turning off the tap while brushing your teeth, rinsing dishes efficiently, and only running full loads in the dishwasher and washing machine. These simple actions can collectively make a significant difference in reducing water waste.

As we embark on a new year, let's commit to making sustainable choices and embracing resolutions for responsible water usage. By implementing these resolutions in our daily lives, we can collectively contribute to water conservation efforts, protect our environment, and ensure a sustainable future for all. Together, let's make a positive impact and create a ripple effect of change in our communities.



<https://www.epa.gov/soakuptherain/soak-rain-rain-barrels>

STRATIGRAPHIC COLUMN



Explanation

Chalk	Shale/marl
Limestone (micritic)	Gypsum/anhydrite
Limestone (skeletal, grains)	Siliciclastic (silt, clay)
Limestone (reef)	Siliciclastic (sand, silt)
Dolomite	Conglomerate

Figure modified from Wieman et al., 2010

Stratigraphic notes:

1- Edwards Group, Kainer Fm, as defined by Rose (1972).
2- Ages and sequence boundaries from Scott et al. (2007).

For additional detail, see Hydrogeologic atlas of the Hill Country Trinity Aquifer, Blanco, Hays and Travis Counties, central Texas, Plate 2: Stratigraphic Column and Type Geophysical Logs, <http://repositories.lib.utexas.edu/handle/2152/26877>

Tips to Protect Your Pipes from Freezing (continued from page 1)

Outdoor Faucets and Hoses:

- *Disconnect, drain, and store garden hoses before winter.
- *Install frost-proof outdoor faucets or use insulated faucet covers to protect them from freezing temperatures.

Winterize Vacant Properties:

- *If you have a vacant property during the winter, it's crucial to winterize it properly.
- *Drain the plumbing system, shut off the main water supply, and consider using antifreeze in toilets and traps.

Monitor for Leaks and Repair Promptly:

- *Regularly check your plumbing system for leaks or dripping faucets.
- *Even small leaks can lead to frozen pipes if left unaddressed.
- *If you discover any leaks, repair them promptly to prevent water accumulation and potential freezing.
- *Regularly check your plumbing system for leaks or dripping



In Honor of Earland Alvin Burklund



It is with profound sadness that we announce the passing of Director Earl Burklund, a dedicated and steadfast member of the CMWSC Board of Directors for an impressive 57 years. Earl served on the board with unwavering commitment from 1967 to 2023. On the morning of Saturday, November 25, 2023, Earl peacefully departed this world, surrounded by his loving family. Our thoughts and deepest condolences go out to Earl's family and close friends as we collectively mourn the loss of a remarkable individual. He leaves behind a void that is deeply felt, and his contributions will be forever remembered.



Meet our Board of Directors



Term Expires 2025



Term Expires 2026



Term Expires 2026



Term Expires 2026




Term Expires 2024

**Vacancy
(Exp 2024)**



Term Expires 2024

**Vacancy
(Exp 2025)**



Term Expires 2025

President Carl Urban (top middle), Vice-President Yvonne Gil-Vallejo (top left), Secretary/Treasurer Rebecca Richards (top right), Bobby Burklund (middle left), Anna Ortiz (middle-center), Vacancy (middle right), John Gray (bottom left), Vacancy (middle-bottom), Darrell Walenta (bottom right)

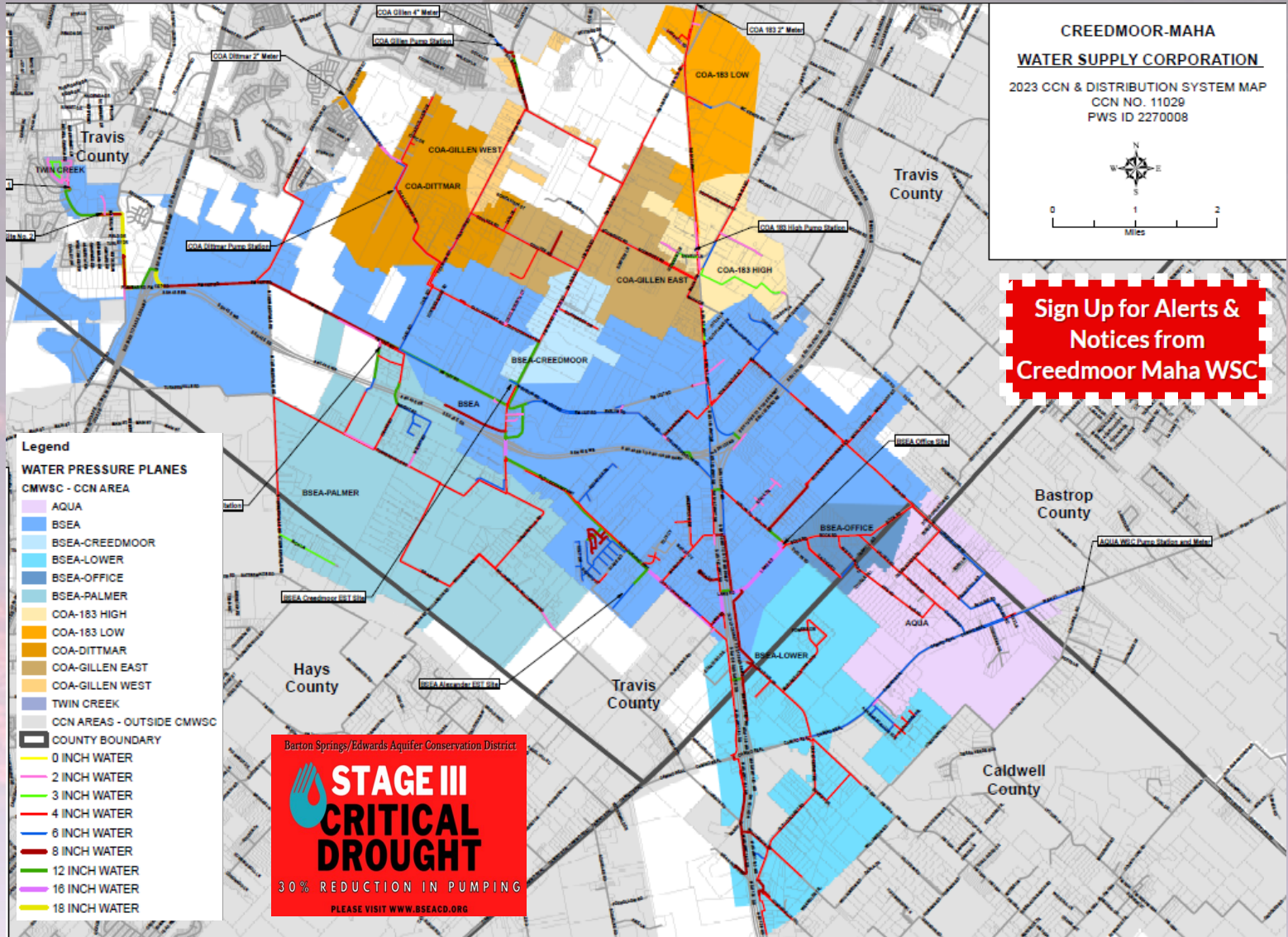
Hi, I'm C.W., the new CMWSC mascot,

Can you help me fill in the blanks with the right words below and become a water superhero?



Hey little water adventurers! Let's explore how a water company makes sure we have clean and fresh _____. A water company collects water from rivers, lakes, or _____, and then they use big machines to clean it up, making it safe for us to _____. The clean water is sent through _____ to reach our homes. Sometimes, water companies add a little bit of _____ to make sure it's super safe. When we open our _____, this clean and safe water flows out, and we can use it for drinking, _____, and so much more!

[Faucets chlorine pipes washing aquifers water drink]



HAPPY

NEW YEAR

SPRING arrives
March 19, 2024

**Report a
qualified water
leak and get
\$50.00 off your
next bill.**



nextdoor

